




NON-MOVEMENT AREA WRITTEN EXAM

Must score 80% or higher to pass

Name: _____ Signature: _____ Date: _____

Reviewed By: _____ Score: _____

1. **This marking is known as:**

 - a. Hold Shore Marking
 - b. Non-Movement Area Boundary Marking
 - c. Taxiway Edge Marking
2. **This marking is known as:**

 - a. Runway Hold Short Marking
 - b. Non-Movement Boundary Marking
 - c. Taxiway Edge Marking
3. **Driving on the Non-Movement area consists of the following pavement:**
 - a. Access Roads
 - b. Ramps
 - c. Aprons
 - d. All of the above
4. **This sign is known as:**

 - a. Runway Location Sign
 - b. Apron Directional Sign
 - c. Taxiway Directional Sign
5. **No vehicle shall pass between an aircraft and passenger terminal when the aircraft is parked at a gate position except those vehicles servicing the aircraft. All other vehicles must drive to the rear of the aircraft and shall pass no closer:**
 - a. 20 feet
 - b. 25 feet
 - c. 15 feet
 - d. 30 feet
6. **Penalties for non-compliance of the vehicular driving regulations can result in:**
 - a. Operators may have to reapply for a permit
 - b. Temporary revocation of driver's privileges
 - c. Permanent revocation of driver's privileges
 - d. All of the above
7. **Piggybacking is any authorized person allowing (intentionally or unintentionally) others to pass through a secured door or perimeter passenger/vehicle gate.**
 - a. True
 - b. False
8. **The speed limit while driving in the non-movement area is:**
 - a. 20mph
 - b. 15mph
 - c. 10mph
9. **What separates a Movement area from a Non-Movement Area?**
 - a. Grass infields
 - b. Non-Movement area boundary markings
 - c. The Secured Identification Display Area
10. **Drivers should always give way to?**
 - a. Pedestrians
 - b. Emergency vehicles
 - c. Aircraft
 - d. All of the above
11. **Each vehicle operator using an airport perimeter (security) gate shall ensure the gate closes behind the vehicle prior to leaving the vicinity of the gate.**
 - a. True
 - b. False
12. **If you see construction, cones or barricades, you should:**
 - a. Practice your defensive driving and weave around the barricades and cones
 - b. Never drive between safety cones or across delineated passenger walkways
 - c. Drive around the construction area; if it means crossing into the movement area make sure you look both ways before proceeding
13. **If you need to enter a movement area, what should you do?**
 - a. Contact airport management or another authorized individual for an escort
 - b. Go ahead; just proceed with caution
 - c. Proceed with flashers on
14. **Can I enter the Security Identification Area if I'm authorized to operate on the ramps?**
 - a. Yes
 - b. No
 - c. Only if you have SIDA access authority
15. **While being escorted you should:**
 - a. Remain behind and at a close proximity to the vehicle providing the escort
 - b. Drive alongside the Airport Maintenance vehicle and try not to pass them
 - c. Pass the Airport Maintenance vehicle to the destination; you know where it is