

AIRPORT ID BADGE RENEWAL/REPLACEMENT

PICK UP DATE _____ INVOICE# _____ DATE _____ BADGE# _____
DATE PAID _____ CHECK# _____ RECEIPT# _____ EXP DATE _____

PF _____

YAKIMA AIR TERMINAL RENEWAL BADGE APPLICATION

AOA TYPE <input type="checkbox"/> LIMITED AOA <input type="checkbox"/> RESTRICTED AOA <input type="checkbox"/> UNLIMITED AOA	DRIVING PRIVILEGES X MOVEMENT <input type="checkbox"/> NON MOVEMENT <input type="checkbox"/> NONE	OTHER <input type="checkbox"/> SIDA <input type="checkbox"/> FUEL HANDLER <input type="checkbox"/> SIGNATORY AUTHORITY	
<u>REASON FOR BADGE RENEWAL/REPLACEMENT</u> <input type="checkbox"/> EXPIRATION <input type="checkbox"/> LOST <input type="checkbox"/> BROKEN <input type="checkbox"/> STOLEN _____ (AIRPORT USE ONLY)			CURRENT PHOTO ID _____ CHRC _____ STA UPDATED _____

SECTION 1 BADGE APPLICATION TO BE COMPLETED BY APPLICANT ALL FIELDS MUST BE COMPLETED

Legal Last Name:	Legal First Name:	Legal Middle Name:
Alias Last Name (most recent):	Alias First Name:	Alias Middle Name:
Current Home Address:		
City:	State:	Zip Code:
Home Phone:	Work Phone:	Email Address:
Gender: <input type="checkbox"/> Male <input type="checkbox"/> Female	Height:	Eye Color:
	Weight:	Hair Color:

COMPANY NAME: _____



AIRPORT ID BADGE RENEWAL/REPLACEMENT

INSTRUCTIONS

Badge Appointment Scheduling

Anyone needing an airport badge should schedule an appointment by calling (509) 576-6383. Airport ID Badges must be obtained prior to gaining unescorted access to the airport. Allow at least 7-14 days for processing. Anyone needing fingerprints for a Security Identification Display Area (SIDA) badge will need to schedule a separate appointment. Please allow up to 3 weeks for SIDA badge processing and Transportation Security Administration (TSA) required training prior to unescorted access to the SIDA.

What to Bring to the Operations and Security Office:

1. Please complete the following application.
 - a. The applicant should complete section 1.
 - b. **Read Section 3 carefully, then sign, and date. Failure to comply with airport security regulations can result in the revocation of all access privileges.**
2. Bring the completed application to the Operations and Security Office. Only original applications will be accepted. It is also recommended that you keep a copy for your own records.
3. Bring photo identification to your badge appointment to verify identity. (An unexpired Airport Badge or Driver's License meet this requirement.)
4. Applicants who are Non-US Citizens must bring documentation verifying identity and work authorization and the airport ID must expire no later than the expiration date of the work authorization.
5. If there are questions regarding safe operations on the airport, or security regulations, we will be happy to answer them during your appointment. You may also contact the security office at 576-6383.

Airport Badge Fees

The following fees will be charged for obtaining an Airport Issued Identification Badge (*fees subject to change at any time*). All badge application fees must be paid prior to badge issuance. The fingerprint fee must be paid at the time of application.

Description	Base Fee	Renewal Fee
Authorized Signatory SIDA	\$56	\$40
Authorized Signatory Non SIDA	\$31	\$15
SIDA Access	\$56	\$40
AOA ID Only	\$31	\$15
First Loss	\$50	
Second Loss	\$100	
Third Loss	Revoked Permanently	
Lost Key	\$25	



AIRPORT ID BADGE RENEWAL/REPLACEMENT

PLEASE PRINT OR TYPE IN BLACK OR BLUE INK. ANY INCOMPLETE APPLICATIONS WILL BE RETURNED

SECTION 3: APPLICANT'S CERTIFICATION – TO BE COMPLETED BY APPLICANT

By submitting this application, I hereby acknowledge and agree to comply with the following Terms and Conditions:

1. All ID Badges remain the sole property of Yakima Air Terminal-McAllister Field.
2. The transfer or use of ID Badges by another individual is strictly prohibited.
3. Holder of the ID Badge shall not aid or participate in allowing unauthorized access to secure or restricted areas or breach, disobey, or disregard any security directive, plan, or program at the airport.
4. Yakima Air Terminal McAllister-Field reserves the right to revoke the authorization for an ID Badge where such action is to be in the best interest of airport security. Yakima Air Terminal McAllister-Field requires the immediate surrender of any ID Badge upon notification that airport authorization has been revoked.
5. Any individual possessing an ID Badge shall promptly notify Yakima Air Terminal-McAllister Field in the event their ID Badge is lost or stolen.
6. Any individual possessing an ID Badge shall pay all airport applicable security fees. A replacement ID Badge may only be issued if the individual possessing the ID Badge declares in writing that the ID Badge has been damaged or destroyed and upon payment of the replacement fee.
7. Any individual possessing an ID Badge shall wear their badge above the waist on the outermost garment.
8. The ID Badge must be returned to Yakima Air Terminal-McAllister Field at the end of employment or change of status that resulted in the original issuance of the ID Badge.
9. Screening Notice: Any employee holding a credential granting access to a Security Identification Display Area (SIDA) may be screened at any time while gaining access to, working in, or leaving a SIDA area.

VIOLATIONS OF AIRPORT IDENTIFICATION BADGE TERMS AND CONDITIONS MAY RESULT IN IMMEDIATE REVOCATION OF IDENTIFICATION BADGE AND ACCESS PRIVILEGES.

TO BE COMPLETED BY ASC WHEN BADGE IS RECEIVED

I have read the previous information and received my Yakima Air Terminal ID Badge and access media, I am also aware of the Airport's Administrative Citation for security violations.

Applicant's Signature: _____ Date: _____

Print Name: _____ Company _____

BADGE # _____

Brass Keys: _____

THIS SECTION IS FOR AIRPORT USE ONLY:

Signature of Person Verifying Information and issuing badge: _____

Date: _____



AIRPORT ID BADGE RENEWAL/REPLACEMENT

MOVEMENT

AREA OPERATIONS

YAKIMA AIR TERMINAL - McALLISTER FIELD

SUPPLEMENTAL INFORMATION - PEDESTRIAN AND SERVICE VEHICLE REGULATIONS.

Procedures for PEDESTRIANS on the RUNWAY or in the RUNWAY SAFETY AREA.

Definition:

Movement Areas and Safety Areas are defined as Runways, Taxiways and the associated Safety Areas. Tower clearance is REQUIRED prior to crossing a solid yellow and dashed yellow line marked on the ramp(s).

Authorization:

- 1) The following personnel are authorized to be on foot in the movement and safety areas of the airport:
 - a) Airport Maintenance and Management personnel.
 - b) FAA Maintenance personnel.
 - c) ARFF personnel.
 - d) Construction personnel working under a pre-approved Construction Safety Plan.
- 2) Pedestrians in the movement area must be in contact with the Yakima Air Traffic Control Tower.
- 3) Pedestrians must use the same radio procedures as vehicle operators.

Procedures for SERVICE VEHICLES operating on the RUNWAY.

Fuel Truck Operations on the Runways:

Fuel Trucks are not authorized on, or to cross, runways. Fuel Trucks needing access to the opposite side of the airport must use the fuel service road on the east side of the airport. If a fuel truck has a need to cross or operate on the runway, an escort must be arranged through Yakima Airport, or YKM ARFF.

Aircraft Support Vehicles (including Towing Vehicles):

Aircraft tows are not authorized to cross, or operate on, runways. Aircraft tows that need to cross or operate on the runway must be escorted by Yakima Airport, or YKM ARFF personnel. Aircraft towing on taxiways is permitted at any time, provided clearance has been received from YKM Air Traffic Control Tower.

Sanctions of Non-Compliance:

Failure to follow these procedures will result in: First offense, retraining; Second offense, written warning; Third offense, revocation of airfield access. Note: Depending upon the severity of the non-compliant action, any or all of the above sanctions may be enforced.

CERTIFICATION; I certify that I have read the above information and will abide by all terms and conditions of said regulations.

Print Name: _____ **Date:** _____

Signature: _____

Employee/Tenant: _____



Yakima Air Terminal-McAllister Field

MOVEMENT AREA DRIVING WRITTEN EXAM

Name _____ Date _____
(Please Print)

Signature _____
(Please Sign)

Company _____

Reviewed by _____

Test results: _____

Passing score of 80 percent required for movement area driver certification.

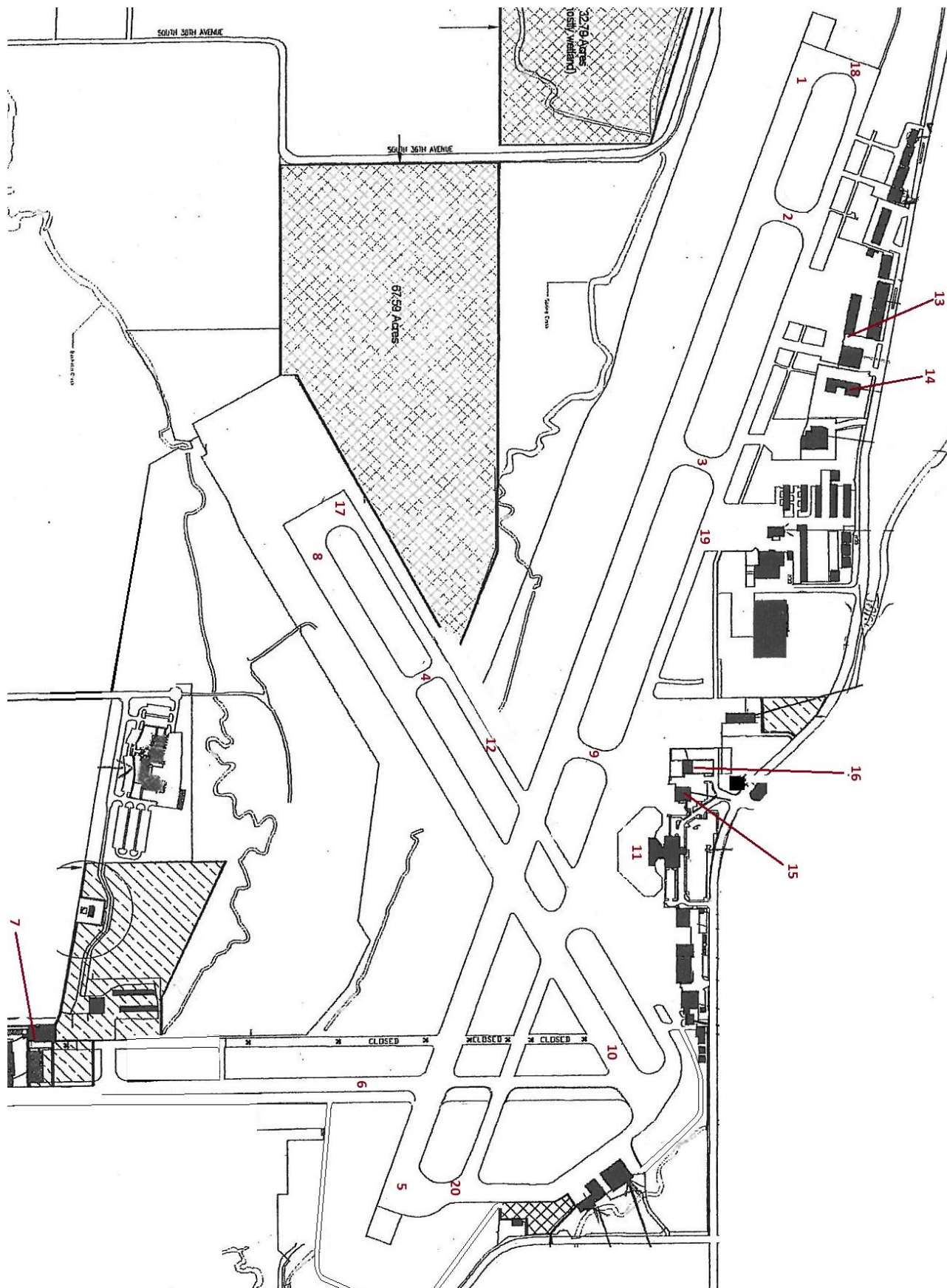


AIRPORT ID BADGE RENEWAL/REPLACEMENT

Question 1 – 20: Place the correct number(s) from the airfield map on the next page on the line adjacent to the airfield locations listed below.

1. Runway 09 _____
2. Runway 27 _____
3. Runway 22 _____
4. Runway 04 _____
5. Taxiway A _____
6. Taxiway B _____
7. Taxiway B1 _____
8. Taxiway B2 _____
9. Taxiway A1 _____
10. Taxiway A5 _____
11. Terminal Ramp _____
12. Taxiway A2 _____
13. Taxiway A3 _____
14. Taxiway A4 _____
15. Taxiway C _____
16. ARFF (Fire Station) _____
17. McCormick _____
18. Airport Admin Bldg _____
19. Airport Maint Bldg _____
20. Yakima Air Park _____

AIRPORT ID BADGE RENEWAL/REPLACEMENT





AIRPORT ID BADGE RENEWAL/REPLACEMENT

21. Each vehicle operator using an airport perimeter (security) gate shall ensure the gate closes behind the vehicle prior to leaving the vicinity of the gate.
 - a. True
 - b. False
22. When escorting another vehicle on the movement area, you shall:
 - a. Always remain in radio contact with the control tower.
 - b. Be observant and ensure the person/vehicle you are escorting operates safely and obeys all rules of the movement area.
 - c. Never leave the person/vehicle you are escorting.
 - d. All of the above.
23. When the tower instructs you to hold short of the ILS critical area this means:
 - a. Construction is going on in that area and you need to stay clear.
 - b. Aircraft are landing using the ILS and you must hold short of the ILS critical area.
 - c. You must stay off of the movement area until visibility improves.
 - d. You must hold at the movement area boundary line.
24. The general format for making your initial request to enter the movement area is:
 - (1) State the phrase "Ground" (who you are calling) and then identify yourself (your call sign).
 - (2) After Ground has acknowledged your transmission, state **who you are, where you are and where you want to go.**
 - a. True
 - b. False
25. No vehicle operator shall enter the movement area:
 - a. Without first obtaining permission of the Yakima Air Terminal and clearance from Yakima's FCT to enter the movement area.
 - b. Unless equipped with an operable two-way radio and be in communication with Yakima's FCT.
 - c. Have an operational amber rotating beacon or strobe.
 - d. All of the above.
26. Which of the following is a reportable airport condition to the Airport Manager or Maintenance Personnel?
 - a. Surface irregularities on movement areas, safety areas, or loading ramps and parking areas.
 - b. Snow piled or drifted on or near movement areas.
 - c. Malfunction of any required lighting system, holding position signs, or ILS critical area signs.
 - d. Any of the above.
27. Taxiway edge lights are blue in color.
 - a. True
 - b. False
28. A Non-Movement Area is an area on the airport where aircraft are not allowed to taxi or park.
 - a. True
 - b. False



-

- Questions 31 – 35 concern the use of Air Traffic Control Tower Light Gun Signals; used when radio contact is lost. Put the correct letter in the blank spaces.**

- | | | |
|-----------|---|------------------------------|
| 31. _____ | Cleared to cross, proceed or go | a. Flashing white |
| 32. _____ | Exercise extreme caution | b. Steady red |
| 33. _____ | Clear the taxiway / runway | c. Flashing red |
| 34. _____ | Return to starting point on the airport | d. Steady green |
| 35. _____ | Stop | e. Alternating red and green |















AIRPORT ID BADGE RENEWAL/REPLACEMENT

36. ATCT will advise aircraft and vehicle operators when to hold short of ILS critical areas.
 - a. True
 - b. False
37. While communicating with the Federal Contract Tower (ATCT), the phrase *affirmative* means?
 - a. Proceed with your message only
 - b. "No" or "permission not granted"
 - c. Repeat my message to me
 - d. Yes
38. What do rows of white lights along the edge of a movement area denote?
 - a. Safety Areas
 - b. Taxiways
 - c. Runways
 - d. Clear Zones
39. If runway 27 is closed, is a clearance from the control tower required when driving the full length runway 27?
 - a. No clearance is required for runway 27, however clearance is required to cross the intersection of runway 4/22
 - b. No, control tower clearance is not required as runway 27 is closed
 - c. Control tower clearance is only required if there is an aircraft on runway 27
 - d. None of the above
40. Penalties for failure to comply with the Airside Vehicular Traffic Regulations shall consist of _____.
 - a. Suspension of airport driving privilege for a period of 30 days
 - b. Your state driver's license will be revoked
 - c. Immediate termination of airside driving privileges
 - d. Restricted access to the SIDA
41. The intent of access/service road usage is to reduce the potential for an incident between a landing or departing aircraft and vehicles on a runway.
 - a. True
 - b. False
42. What color is the sign that identifies the taxiway that you are on?
_____ lettering, on a _____ background.



AIRPORT ID BADGE RENEWAL/REPLACEMENT

Match the following definitions with the correct signs and markings on the right.

- | | |
|--|--|
| 43. ____ Taxiway/runway hold position sign | a.  |
| 44. ____ ILS critical area hold position sign | b.  |
| 45. ____ ILS critical area exit boundary marking | c.  |
| 46. ____ Hold short marking | d.  |
| 47. ____ Taxiway/taxiway hold position line | e.  |
| 48. ____ Taxiway location sign | f.  |
| 49. ____ Direction/guidance sign | g.  |
| 50. ____ Non-movement area boundary line | h.  |
| 51. ____ Runway centerline marking | i.  |
| 52. ____ Taxiway edge marking adjacent to an apron. | j.  |
| 53. ____ Taxiway center line marking | k.  |
| 54. ____ Taxiway edge marking adjacent to a shoulder or unstressed pavement. | l.  |
55. Fueling vehicles are permitted to cross Runways provided permission is obtained from the Air Traffic Control Tower.
- a. True
 - b. False
56. Vehicles needing runway access for disabled aircraft must to do the following:
- a. Notify Yakima Airport Management and arrange an escort
 - b. Notify Yakima ARFF and/or Yakima Tower with the status of the disabled aircraft
 - c. No procedures are necessary
 - d. A and C above
57. Drivers are not required to know the location of all access and service roads and where these roads intersect with the movement area.
- a. True
 - b. False



AIRPORT ID BADGE RENEWAL/REPLACEMENT

58. When crossing or moving onto a taxiway, you do not need to receive clearance from the control tower.
- a. True
 - b. False
59. The pavement area designated 09-27 at Yakima is:
- a. A taxiway
 - b. A taxi lane
 - c. A runway
 - d. None of the above